

TP19UD24B54

DC

> CONTACT US



TP series roof exhaust units represent an optimal solution for heat dissipation through the top of electrical cabinets. They are ideal for indoor use where there is limited space on the front and side panels. According to the ambient conditions these units can be operated with fan (forced air) or without a fan (natural air convection).

| Technical data | | |
|-----------------------------|--------------------------|---------------------|
| APPROVALS | | |
| Approvals | CE; UKCA | |
| PERFORMANCE | | |
| Max Airflow | 543 | m ³ /h |
| | 320 | CFM |
| Airflow with Exhaust Filter | 480 | m ³ /h |
| | 283 | CFM |
| Max Static Pressure | 435 | Pa |
| | 1.75 | in H ₂ O |
| ELECTRICAL DATA | | |
| Tachometer Output | 3 | pulse/revolution |
| Rated Voltage | 24 | V d.c. |
| Rated Current | 3.86 | A |
| Rated Power | 92 | W |
| Operating Voltage | 16-28 | V d.c. |
| Motor Protection | Electronically Protected | |
| GENERIC DATA | | |
| Spare Parts Filter Media | M117-TP19 | |
| Weight | 2.52 | Kg |
| | 5.56 | lb |
| RAL Number | 7035 | |
| Electrical Connection | Terminal Block | |

Image is for illustrative purpose only. All specifications, data and drawing are subject to change without notice. Please refer to our terms of sales including our warranty and limited liabilities clauses.

TP19UD24B54

DC

> CONTACT US

| Technical data | | |
|--------------------------------|---|-----------------|
| Life Expectancy | 20000 | h at 55 °C |
| | 20000 | h at 131 °F |
| Wires Section | 1-4 | mm ² |
| Wires Section | 16-12 | AWG |
| Fan Noise | 63.0 | dB(A) |
| Filter Class | G2 | EN 779 |
| Filter Class | ISO coarse 30% | ISO 16890 |
| Filter Material | thermo-linked progressive structure synthetic fibre | |
| ENVIRONMENTAL AND THERMAL DATA | | |
| IP Protection Degree | IP54 | |
| Operating Temperature | -20÷55 | °C |
| | -4÷131 | °F |
| Storage Temperature | -25÷60 | °C |
| | -13÷140 | °F |

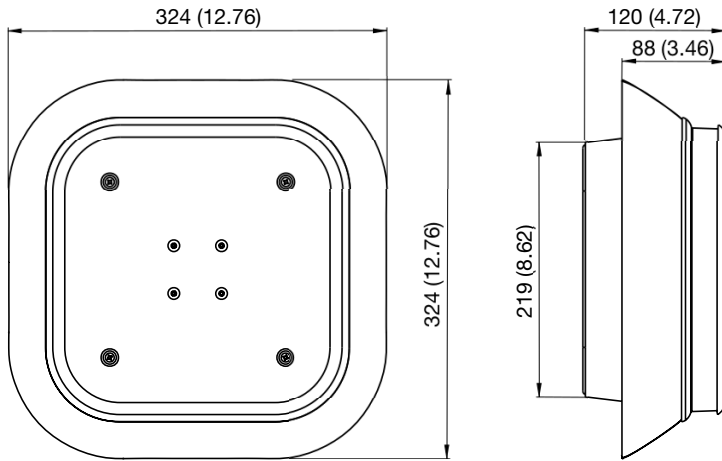
Image is for illustrative purpose only. All specifications, data and drawing are subject to change without notice. Please refer to our terms of sales including our warranty and limited liabilities clauses.

TP19UD24B54

DC

> CONTACT US

Technical drawing mm (in)



Mounting cut-out mm (in)

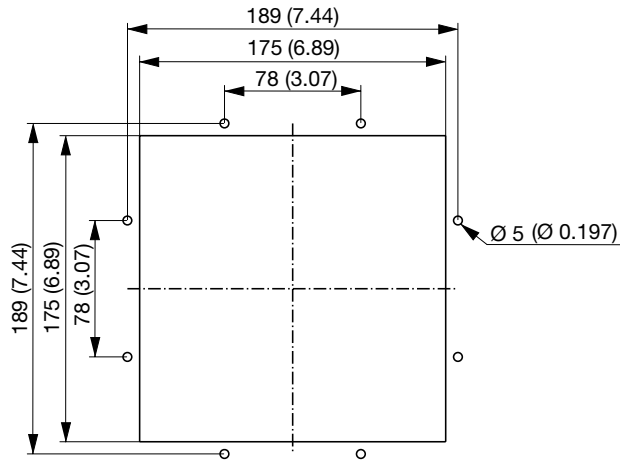


Image is for illustrative purpose only. All specifications, data and drawing are subject to change without notice. Please refer to our terms of sales including our warranty and limited liabilities clauses.

TP19UD24B54

DC

> CONTACT US

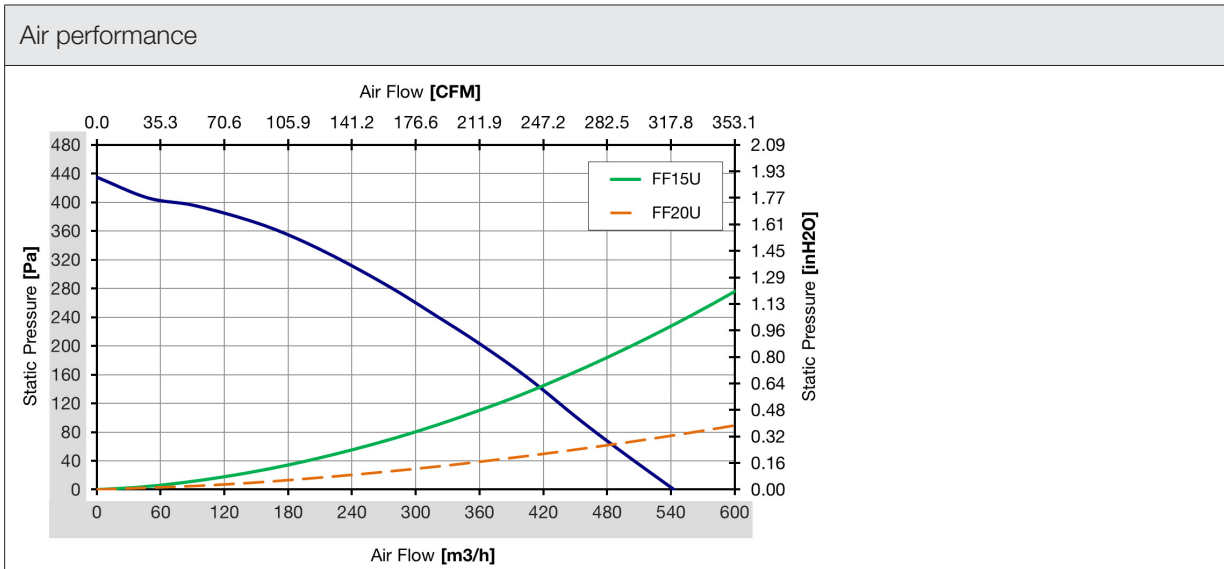
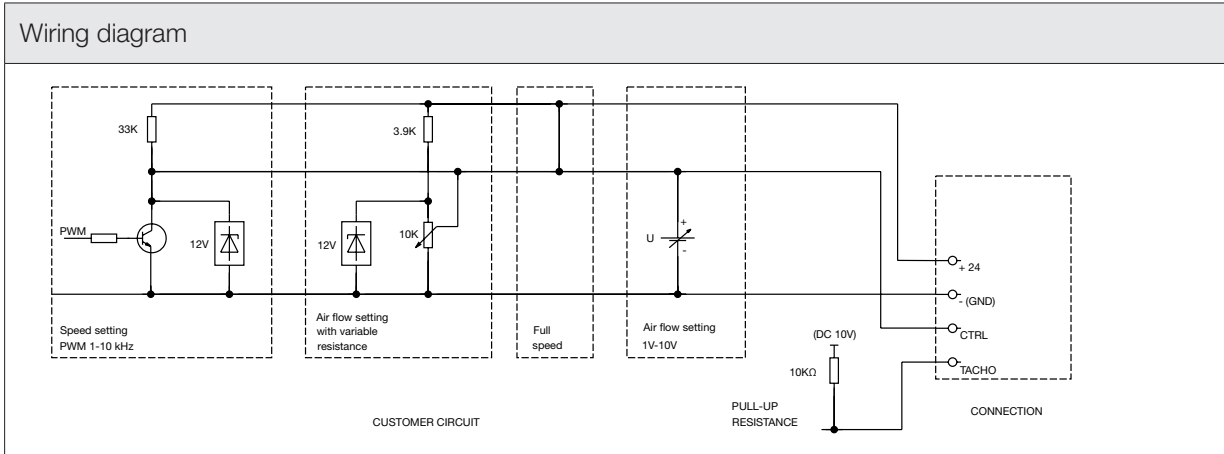


Image is for illustrative purpose only. All specifications, data and drawing are subject to change without notice. Please refer to our terms of sales including our warranty and limited liabilities clauses.